
















OCEAN CONTAINER DIMENSIONS

| Type | Exterior | | | Interior | | | Weight | | | Door Opening | |
|-------------------------------------------------------------------------------------------------------------------------------------|----------|--------|--------|-----------------|----------------|----------------|--------------|-------------|------------|--------------|----------------|
| | Length | Width | Height | Length | Width | Height | Gross Weight | Tare Weight | Net Weight | Width | Height |
| 20' Steel Dry Cargo Container  | 20'-0" | 8'-0" | 8'-6" | 19'-4 13/16" | 7'-8 19/32" | 7'-9 57/64" | 52,910lb | 5,140lb | 47,770lb | 7'-8 1/8" | 7'-5 3/4" |
| | | | | | | | 67,200lb | 5,290lb | 61,910lb | | |
| | 6.058m | 2.438m | 2.591m | 5.898m | 2.352m | 2.385m | 24,000kg | 2,330kg | 21,670kg | 2.343m | 2.280m |
| | | | | | | | 30,480kg | 2,400kg | 28,080kg | | |
| 40' Steel Dry Cargo Container  | 40'-0" | 8'-0" | 8'-6" | 39'-5 45/64" | 7'-8 19/32" | 7'-9 57/64" | 67,200lb | 8,820lb | 58,380lb | 7'-8 1/8" | 7'-5 3/4" |
| | 12.192m | 2.438m | 2.591m | 12.032m | 2.352m | 2.385m | 30,480kg | 4,000kg | 26,480kg | 2.343m | 2.280m |
| 40' Hi-Cube Steel Dry Cargo Container  | 40'-0" | 8'-0" | 9'-6" | 39'-5 45/64" | 7'-8 19/32" | 8'-9 15/16" | 67,200lb | 9,260lb | 57,940lb | 7'-8 1/8" | 8'-5 49/64" |
| | 12.192m | 2.438m | 2.896m | 12.032m | 2.352m | 2.69m | 30,480kg | 4,200kg | 26,280kg | 2.343m | 2.585m |
| 45' Hi-Cube Steel Dry Cargo Container  | 45'-0" | 8'-0" | 9'-6" | 44'-5 7/10" | 7'-8 19/32" | 8'-10 17/64" | 67,200lb | 10,858lb | 56,342lb | 7'-8 1/8" | 8'-5 49/64" |
| | | | | | | | 71,650lb | 10,360lb | 61,290lb | 7'-8 1/8" | 8'-5 49/64" |
| | 13.716m | 2.438m | 2.896m | 13.556m | 2.352m | 2.698m | 30,480kg | 4,870kg | 25,610kg | 2.340m | 2.585m |
| | | | | | | | 32,500kg | 4,700kg | 27,800kg | 2.340m | 2.585m |

| Type | Exterior | | | Interior | | | Weight | |
|------|----------|-------|--------|----------|-------|--------|--------------|-------------|
| | Length | Width | Height | Length | Width | Height | Gross Weight | Tare Weight |

| | | | | | | | | |
|-----------------------------------------------------------------------------------------------------------------------------------------|---------|--------|--------|---------------|-------------|-------------|----------|----------|
| 20' M.G.S.S. Refrigerated Container  | 20'-0" | 8'-0" | 8'-6" | 18'- 17/32" | 7'-6 15/32" | 7'-5 39/54" | 67,180lb | 6,700lb |
| | 6.058m | 2.438m | 2.591m | 5.500m | 2.298m | 2.276m | 30,480kg | 3,020kg |
| 20' Aluminum Refrigerated Container  | 20'-0" | 8'-0" | 8'-6" | 17'-0" | 7'-6" | 7'-3" | 52,800lb | 6,170lb |
| | 6.058m | 2.438m | 2.591m | 5.480m | 2.286m | 2.235m | 24,000kg | 2,800kg |
| 40' M.G.S.S. Hi-Cube Refrigerated Container  | 40'-0" | 8'-0" | 9'-6" | 37'-11 55/64" | 7'-6 15/32" | 8'-4 5/32" | 74,960lb | 10,490lb |
| | 12.192m | 2.438m | 2.896m | 11.585m | 2.290m | 2.544m | 34,000kg | 4,760kg |
| 40' Hi-Cube Aluminum Refrigerated Container  | 40'-0" | 8'-0" | 9'-6" | 37'-11" | 7'-6" | 8'-2" | 67,200lb | 9,480lb |
| | 12.192m | 2.438m | 2.896m | 11.563m | 2.286m | 2.507m | 30,480kg | 4,300kg |

| Type | Exterior | | | Interior | | | Weight | | |
|----------------------------------------------------------------------------------------------------------------------------------|----------|--------|--------|-------------|-------------|-------------|--------------|-------------|------------|
| | Length | Width | Height | Length | Width | Height | Gross Weight | Tare Weight | Net Weight |
| 20' Full Height Open Top Container  | 20'-0" | 8'-0" | 8'-6" | 19'-4" | 7'-8 1/2" | 7'-8 1/8" | 44,800lb | 4,850lb | 39,950lb |
| | 6.058m | 2.438m | 2.591m | 5.898m | 2.352m | 2.342m | 20,320kg | 2,200kg | 18,120kg |
| 20' Flat Rack Container with Four Freestanding Posts | 20'-0" | 8'-0" | 8'-6" | 18'-6 7/16" | 6'-7 59/64" | 6'-9 39/64" | 66,140lb | 6,150lb | 59,990lb |
| | 6.058m | 2.438m | 2.591m | 5.650m | 2.030m | 2.073m | 30,000kg | 2,790kg | 27,210kg |

| | | | | | | | | | | |
|------------------------------------------------------------------------------------------------------------------------------------------------------|--------|--------|--------|--------------|-------------|-------------|----------|----------|----------|--|
|  | | | | | | | | | | |
| <p>20' Flat Rack Container with Collapsible Ends</p>  | 20'-0" | 8'-0" | 8'-6" | 18'-5 62/64" | 7'-3 46/64" | 7'-3 59/64" | 74,950lb | 6,370lb | 68,580lb | |
| | 6.058m | 2.438m | 2.591m | 5.638m | 2.228m | 2.233m | 34,000kg | 2,890kg | 31,110kg | |
| <p>40' Flat Rack Container with Four Freestanding Posts</p>  | 40'-0" | 8'-0" | 8'-6" | 38'-7 15/16" | 6'-7 59/64" | 6'-4 1/2" | 99,210lb | 11,908lb | 87,302lb | |
| <p>40' Flat Rack Container with Collapsible Ends</p>  | 40'-0" | 8'-0" | 8'-6" | 38'-7 39/64" | 7'-3 46/64" | 6'-4 61/64" | 99,210lb | 10,140lb | 89,070lb | |
| <p>40' Full Height Open Top Container</p>  | 40'-0" | 8'-0" | 8'-6" | 39'-5" | 7'-8 1/2" | 7'-8 1/8" | 67,200lb | 9,040lb | 58,160lb | |
| <p>40' Hi-Cube Hanger Container</p>  | 40'-0" | 8'-0" | 9'-6" | 39'-5 45/64" | 7'-8 19/32" | 8'-9 15/16" | 67,200lb | 9,172lb | 58,028lb | |
| | 12.19m | 2.44m | 2.90m | 12.03m | 2.35m | 2.69m | 30,480kg | 4,200kg | 26,280kg | |